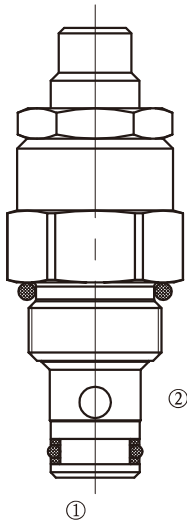


HNV-08

节流阀

Manually- Adjustable ,
Cartridge Needle Valve



OPERATION

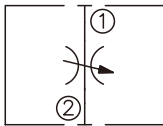
工作原理

The valve varies flow restriction by adjusting needle in or out and will shut off when fully closed. These valves will meter flow in either direction.

节流阀流量大小或关闭可通过调节螺杆来实现。

SYMBOL

机能符号



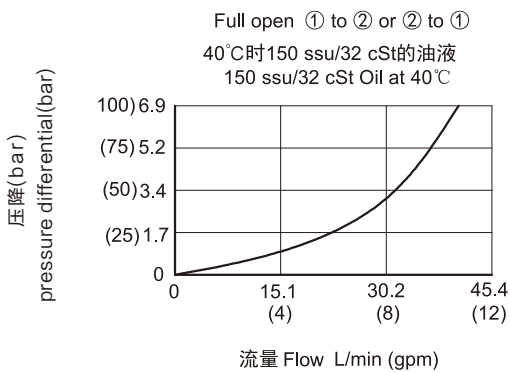
FEATURES

特性

- Hardened seat for long life
- Industry common cavity
- Compact size
- 阀座经硬质处理，耐用
- 工业通用插孔
- 紧凑结构

PRESSURE DROP VS.FLOW

性能图



SPECIFICATIONS

技术参数

最大工作压力(Max. Operating Pressure): 250Bar

流量(Flow): See PRESSURE DROP VS.FLOW graph.

内泄漏(Internal Leakage): 5 drops/min max. at shut-off

介质温度(Temperature): -30 °C to +120°C

过滤(Filtration): ISO 19/17/14

介质(Fluids): Mineral-based fluids

For other fluid compatibility, consult factory.

矿物油.其它流体请咨询工厂.

插孔 Cavity: 08-2

阀块材料(Body Material): 6061-T6 aluminum alloy rated at 207bar,
Steel rated at 350bar

6061-T6,允许使用最大压力207Bar, 钢材允许最大压力350bar

INSTALLATION DIMENSIONS 安装尺寸

Unit=Millimeters

